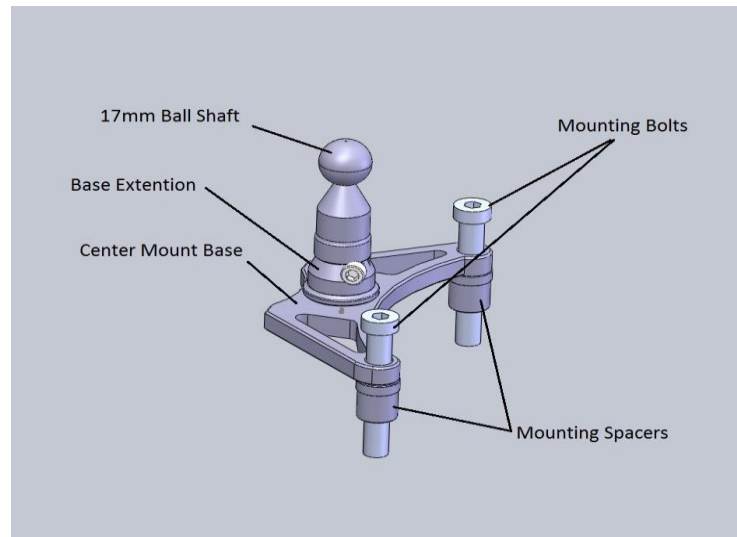
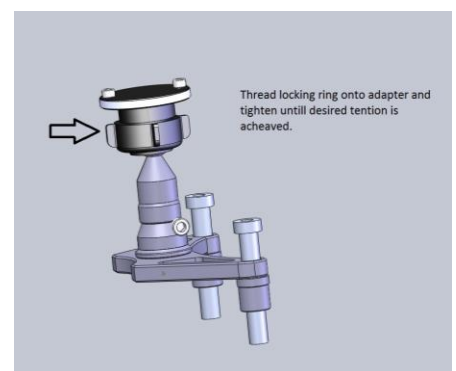
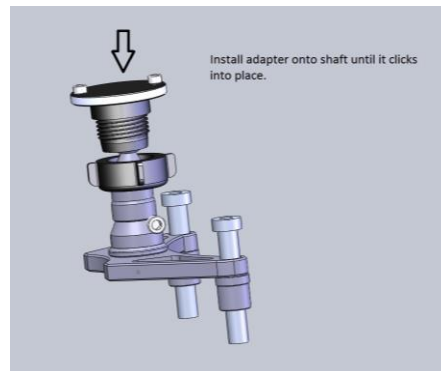
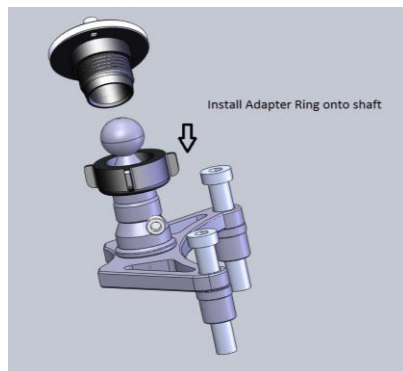


4-81009

TechMount Kawasaki “Center Mount”



Optional Accessory shown below:



Kawasaki Concourse 14 Instructions:

The Kawasaki Concourse 14 Center Mount attaches to the top of the cast aluminum upper handlebar assembly by replacing two of the six O.E. handlebar bolts (as shown above).

Step 1. Remove the two most rearward original handlebar mounting bolts (8m x 35m) one at a time. With the supplied 6M hex key. Now place the two **TechMount Base Spacers** into the recessed area from which the original bolts were removed.

Step 2. Now install the two replacement **Base Mounting Bolts** (8m x 50m) thru the **Center Mount Base** and spacers into the handlebar assembly. (torque to 18 lb/ft). Note: After-market handlebar risers will require longer bolts. Please call TechMount at (1 866-341-4192) for further info.

Step 3. Once the Base Plate is installed you can snap any TechMount 4G adapter onto the 17mm ball shaft (as shown above). To remove the entire upper section of the mount. Unscrew the locking ring and remove the entire adapter.

Step 4. With the mount secure, now install the device onto the top adapter.

Note: The maximum weight of your mounted device should not exceed 2 lbs. (1 k). Remember to snug all fasteners prior to riding.

Kawasaki Center Mount P/N 4-81009

Tool Kit Includes:

- 1 5/32" hex key**
- 1 6mm hex key**
- 2 Spacers**
- 2 M8 x 50mm Bolts**

LIMITED WARRANTY AND DISCLAIMER

High Gear Specialties, Inc. ("High Gear") warrants the TechMount (the "Mount"), as described and identified in the accompanying installation instructions, to be free from defects in material and workmanship for a period of one (1) year from purchase (the "Warranty Period"). All warranty claims by the customer shall be made to High Gear Specialties, Inc., 940 W. Oakland Avenue, Suite A10, Oakland, FL 34787. Replacements shall not interrupt or prolong the term of this Warranty.

High Gear's obligation under this Warranty is limited, at its sole and exclusive option, to either the repair or replacement of the Mount where a defect has been claimed during the Warranty Period, and which is returned, freight prepaid, to High Gear at the address given above. Upon inspection by High Gear, the Mount or parts thereof which prove to be defective will be repaired or replaced at no charge.

THE WARRANTY SET FORTH ABOVE IS EXCLUSIVE AND NO OTHER WARRANTY, WHETHER WRITTEN OR ORAL, IS EXPRESSED OR IMPLIED. HIGH GEAR SPECIFICALLY DISCLAIMS THE IMPLIED WARRANTIES OF MERCHANTABILITY AND FITNESS FOR A PARTICULAR PURPOSE.

The warranties set forth herein apply only to the original customer and are conditional upon the customer giving prompt notice to High Gear of any discovered defects during the Warranty Period. High Gear shall not be responsible for any other defects or damage, including, but not limited to, any defects or damage caused by or resulting from: (a) alterations to the Mount by anyone other than High Gear; (b) accident; (c) damage due to an intentional or negligent act of a third party; (d) abuse or negligence; (e) wear and tear; (f) mishandling; (g) failure to use the Mount in a safe and reasonable manner, or (h) force majeure. If the Mount, in the judgment of High Gear, shows evidence of having been altered, modified or repaired without the authorization of High Gear, the warranties set forth herein shall not apply.

High Gear's cumulative liability for damages of any kind whatsoever arising out of the use or possession of the Mount, regardless of the form of action, whether in contract or tort, including negligence or strict liability, shall be limited to the purchase price of the Mount that caused the damages or that is the subject matter of, or is directly related, to the cause of action.

IN NO EVENT SHALL HIGH GEAR BE LIABLE FOR INDIRECT, SPECIAL, INCIDENTAL, CONTINGENT OR CONSEQUENTIAL DAMAGES ARISING OUT OF THE USE OR POSSESSION OF THE MOUNT, WHETHER OR NOT HIGH GEAR HAS RECEIVED NOTICE OF THE POSSIBILITY OR CERTAINTY OF SUCH DAMAGES OR LOSSES.

25575 v1

WARNING

The mount which you have just purchased is intended for the convenient transport of electronic equipment and other portable items on your motorcycle. Improper installation or use of the mount can potentially result in serious injury or death. We strongly recommend that you closely follow the accompanying installation instructions and employ good judgment in your use of the mount. Do not allow yourself to become distracted by whatever equipment or other item is secured by the mount when you are riding. Always wear a helmet, proper eyewear and protective clothing when riding, and never ride when under the influence of alcohol or drugs.

25584 v1